




Caule Bollard 2

Bollard Outdoor Light Designed by Patricia Urquiola

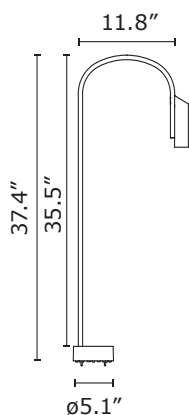
Description

« Caule is an outdoor collection with simple understated lines yet strong style identity. Copying the botanical structure of a flower, the collection features a real flexible slender stem, almost a natural element, a subtle addition to any outdoor setting. »

Patricia Urquiola



Dimensions



Lamp

Lamp Type	LED
Wattage	5W
Output Nominal	447lm, 480lm, 513lm
Color Temperature	2700K, 3000K, 4000K
Color rendering	CRI 80

Optical

Beam Angle	52°
Lighting Type	Direct
Light Distribution	Symmetric

Physical

Material	Aluminum
Aiming	Fixed
Weight	4.4 Lbs
Ingress Protection Rating	IP66

Finishes

01 White	06 Grey	12 Forest Green	18 Deep Brown	30 Black	33 Anthracite
----------	---------	-----------------	---------------	----------	---------------



Installation type	Ground
Environment	Outdoor, Wet location
Impact protection	IK04

Certifications



Photometrics

For current IES files please visit
arch.flosusa.com

Warranty

2 years from date of sale.



Caule Bollard 2

Bollard Outdoor Light Designed by Patricia Urquiola

Electrical & Control

Voltage	120V
Control	0-10V Dimmable
Driver	Integral

Performance

Maximum delivered output	324lm
Efficacy	64.8lm/W


Notes

Recommended connections for in-ground installations with a 2-way terminal block 4 pole IP68 H₂O Stop on 24V side. Not supplied by FLOS, to be ordered separately.

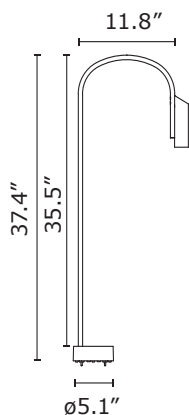
Painted versions are an exterior rated epoxy polyester powder coat finish for superior strength, heat and UV resistance.

During installation and maintenance avoid scratching or damaging the finish as it may result in premature corrosion of metal surfaces. Avoid cleaning fixtures with corrosive chemicals as it may result in voiding the warranty.

LED fixtures are highly susceptible to failure due to electrical effects from poor connections, and electrical short circuits. These are frequently caused by (a) overvoltage from primary voltage sources, (b) electrostatic discharge from the exterior environment. Ensure that all outdoor fixtures are installed on GFI circuits as required by code, and use proper surge protecting devices to avoid irreversible damages to electrical components.



Dimensions



Certifications



Photometrics

For current IES files please visit
arch.flosusa.com

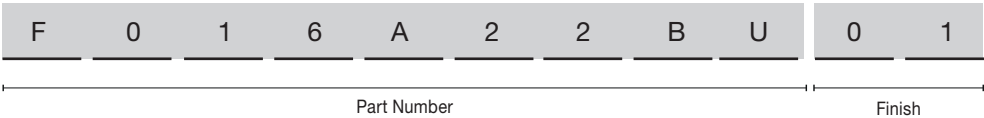
Warranty

2 years from date of sale.

Caule Bollard 2

Bollard Outdoor Light Designed by Patricia Urquiola

How to specify



CCT	CRI	Wattage	Initial Lumens	Delivered Lumens	Part Number	Finish	Power Supply
2700K	80	5W	447lm	282lm	F016A22BU01	01 White	Integral Dimmable 0-10V Driver 120V-277V
					F016A22BU12	12 Forest Green	
					F016A22BU06	06 Grey	
					F016A22BU30	30 Black	
					F016A22BU18	18 Deep Brown	
					F016A22BU33	33 Anthracite	
3000K	80	5W	480lm	303lm	F016A32BU01	01 White	Integral Dimmable 0-10V Driver 120V-277V
					F016A32BU12	12 Forest Green	
					F016A32BU06	06 Grey	
					F016A32BU30	30 Black	
					F016A32BU18	18 Deep Brown	
					F016A32BU33	33 Anthracite	
4000K	80	5W	513lm	324lm	F016A42BU01	01 White	Integral Dimmable 0-10V Driver 120V-277V
					F016A42BU12	12 Forest Green	
					F016A42BU06	06 Grey	
					F016A42BU30	30 Black	
					F016A42BU18	18 Deep Brown	
					F016A42BU33	33 Anthracite	

Caule Bollard 2

Bollard Outdoor Light Designed by Patricia Urquiola

Accessories

Box for ground installation.

F016Z000000

